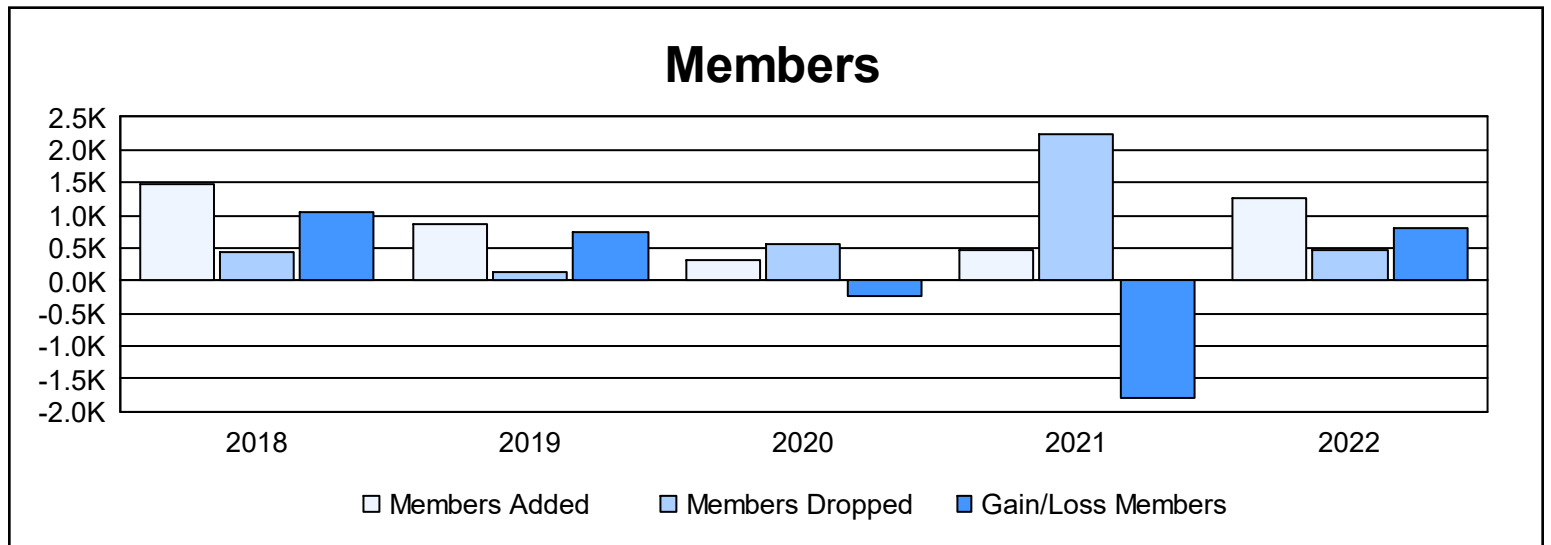
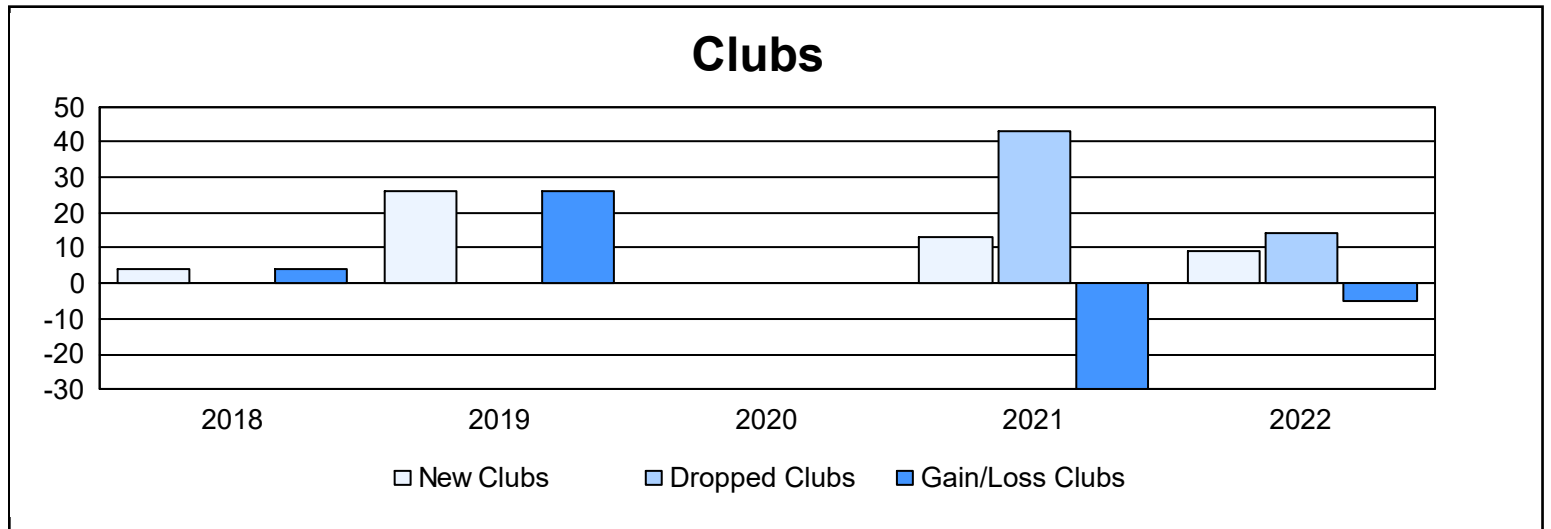
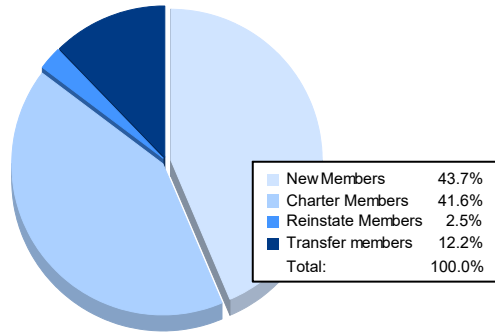


Year	New Clubs	Dropped Clubs	Gain/ Loss Clubs	New Members	Charter Members	Reinstate Members	Transfer Members	Total Member Added	Total Members Dropped	Gain/ Loss Members
2017-2018	4	0	4	691	409	338	42	1,480	436	1,044
2018-2019	26	0	26	208	557	63	37	865	128	737
2019-2020	0	0	0	187	44	7	85	323	561	-238
2020-2021	13	43	-30	95	333	1	26	455	2,250	-1,795
2021-2022	9	14	-5	556	530	32	155	1,273	455	818
Average	10	11	-1	347	375	88	69	879	766	113



Membership Composition June 2022 Cumulative



Gender Composition June 2022 Cumulative

